



BEAR PAW PRESS

Bear Creek Quilt Guild

Volume 20 Issue 3

March 2011

Celebrating 20 Years of Quilting and Friendships

THE PRESIDENT'S PIECE

On Saturday, February 19, 2011, I attended the memorial service for a dear friend, fellow quilter, and guild member, Mary Davidson. Some of our guild members put several of Mary's quilts on display and I just had to reach out and touch them to feel her there. One of her sons spoke and he had everyone in tears but also smiling about her life and how much she loved. The following poem was read and I just had to share it with you. Many of you may know it. It made me think about my own dash and how so many of you are now part of it and how I am part of yours. I hope you enjoy it and think about your own dash!

Michelle

The Dash Poem

by Linda Ellis

*I read of a man who stood to speak
At the funeral of a friend
He referred to the dates on her tombstone
From the beginning to the end
He noted that first came the date of her birth
And spoke the following date with tears,
But he said what mattered most of all
Was the dash between those years
For that dash represents all the time
That she spent alive on earth.
And now only those who loved her
Know what that little line is worth.*

*For it matters not how much we own;
The cars, the house, the cash,
What matters is how we live and love
And how we spend our dash.
So think about this long and hard.
Are there things you'd like to change?
For you never know how much time is left,
That can still be rearranged.
If we could just slow down enough
To consider what's true and real
And always try to understand
The way other people feel.
And be less quick to anger,
And show appreciation more
And love the people in our lives
Like we've never loved before.
If we treat each other with respect,
And more often wear a smile
Remembering that this special dash
Might only last a little while.
So, when your eulogy is being read
With your life's actions to rehash
Would you be proud of the things they say
About how you spent your dash?*

©1996 Linda Ellis

Guild Happenings

March 15 Guild Meeting

Speakers Marilyn Hardy and Serena Vrnak

What Do Quilt Judges Look For?

April 19 Guild Meeting

Jackie Brown—Free Motion Quilting, Domestic and Long Arm

April 20 Workshop

Quilting On Your Home Machine

May 17 Guild Meeting

Susan Myers

Let's Talk About RED Work

June 21 Guild Meeting

J. Michelle Watts

www.jmichellewatts.com

June 22 Workshop

To Be Announced

July 19 Guild Meeting

BCQG 20th Birthday Party

March Meeting

What to bring:

- **Name Tag**
- **Show and Tell**
- **Library Books**
- **Spring fabric fat quarter for Special Project exchange**



Community Service

Thank you to everyone who donated time and quilts this last month. We had 14 quilts/knitted blankets, 15 baby caps and one quilt for Camp Crucis donated for a total of over 115 hours. You continue to demonstrate your generosity by all you do for the community.

Several quilters and Bee's are working on the quilts for Camp Crucis. We have been asked to provide 25 quilts for Camp Crucis - a camp for children ages 7 - 11. They should be in bright colors, for boys or girls and the dimensions need to be 45" x 54". We have until July to do this. If you or your Bee would like to make one please let Kayleen know. My email is Kayleen.Allen@yahoo.com.

Kayleen Allen
Community Service Chairman

March Birthdays

Joan Houle	3/2
Sharry Lanier	3/7
Sandra Boyer	3/10
Kimberly Sparks	3/10
Linda Anderson	3/10
Linda Divall	3/11
Sandy Wroe	3/15
Judy Rose	3/21
JoAnn Smith	3/23
Kathy Smith	3/23

Bits and Pieces Quilting

Long-arm Quilting Service



Darlene Ward
Michelle Court
Trophy Club, TX 76262
darleneward94@gmail.com
(817) 491 -4060 Home
(817) 291 4060 Cell

Membership Report

There were 86 members in attendance at the February meeting. We welcomed two new members, Vivian Roy of Hurst and Judy Rose of Bedford. We had 17 visitors in February:

Linda Alexander	Helen Hogue
Sharron Bennett	Joyce Curtin
Lissa Alexander	Mary Larson
Nancy Stone	Pam Barr
Pat Bradford	Debbie Wolf
Vanya Werly	Laura McClure
Terry Holland	Arlene Woodall
Bev Favila	Lorine Eddleman
Alice Yett	

Peggy and Twana

Quilt Show

I am having my first Quilt Show meeting on Wed, March 2nd. We do now have a signed contract and have put our deposit down on the Hurst Conference Center. I do still need volunteers, and will have more details after this first meeting. Our Quilt Show logo is in the works and I should have that within this month.

Shawn Frazier



Care Bears

It is sad news that we tell of the passing of a Guild member, **Mary Davidson**. She passed in early February after surgery. She was a fun loving person who will be greatly missed by her family.

Mary Ellen Turner's husband, Bill, is now recovering and doing rehab after his bypass surgery.

Darlene Ward will be having surgery in early March and then radiation treatments.

Ruth DelCastillo is recovering from ankle surgery and staying at the Carlyle at Stonebridge Park in Southlake for rehab. She can accept calls or visits after 3 pm. We wish her a speedy recovery.

Dee Watt's father has health issues.

Please keep these members and their family's in your prayers.

If you have an item for "Care Bears" please call Ima Ruth Jacoby at 817-283-7816 or Eileen Drennan at 817-416-7145. Or send an email to eileen.drennan1@verizon.net

We Have a Winner!

At the February guild meeting our donation quilt found a new home. Bonnie Hunter, our guest speaker, drew the winning name. The person who won was our own Charna Gray! You will notice in the picture that her outfit actually matches the donation quilt. I guess she came to win! Congratulations Charna!

I also want to thank Shawn Frazier for all her hard work setting up opportunities to sell tickets. She did an EXCELLENT job. Thanks also to the group that made the quilt and everyone who set with it to sell tickets. You all did a GREAT job and you are so appreciated!!!!!!

The new quilt is being worked on and will be presented to the guild in the next few months.

Thanks, Michelle

VICTORIAN HOUSE RETREAT

Weatherford, Texas

Plan your next Retreat In Weatherford

(45 min. from Keller)

Sleeps 12 — Twin beds for everyone (no bunks)

Comfortable Chairs

Everyone has their own table

Ironing boards and cutting tables

Full Kitchen — 2 baths

Everything provided except food and sewing projects

Great for quilters and scrapbookers


Contact Barb Chamblee 817-475-9009

Email— chambleebarb@gmail.com

www.victorianhouseretreat.com



Charna Gray is the proud winner of "Northern Lights".



Bee News

The Cut-Ups, Revisited

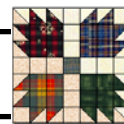
For four years now, the Cut-Ups have been making quilts, inspiring each other, and having fun together. Our active members include Adrienne Dorland, Betty Lou Cross, Cynthia Duesing, Carolyn Palone, Cheryl Kiggins, Martha Davis, Peg Bavolek, Sharon Barnes, and Susan Minatrea. Participating when they can are Rosemary Dawes and Mary Ann Lloyd.

This year our group projects have included sewing and donating 25-30 pillowcases to the military for Soldiers and completing a quilt for a guild member's friend who passed away before she could complete her own quilts. And Carolyn, Cheryl, and Adrienne have forsaken their own UFOs to complete a lovely quilt that Cynthia's sister had left for someone else to enjoy! Several of our members successfully entered quilts or quilted items in our 2010 quilt show. Carolyn's art quilts, Cheryl's quilted purse, and Sharon's 'challenge' entries afforded the opportunity to show off the talents of these ladies to the quilting world. The rest of us have our special projects for charity, family, grandchildren or even ourselves. Martha is working on a detailed crazy quilt and Adrienne made her mother's wedding dress into a quilted wall hanging.

Our very own Betty Lou Cross has entered the world of blogging and invites everyone to log on to the internet and see her ideas, quilts, and experiences. Please go to www.sugarlandquilts.com to check her blog out! She is doing a great job!



Our photos show some of us meeting at Quilter's Dream to work on a project and a meeting where we made pillowcases. The picture of us at Mimi's shows most of our members sharing a fine Christmas brunch and fellowship together.



March Guild Meeting Speakers

WHAT JUDGES LOOK FOR

When you enter a quilt show, when you observe the ribbon placement in a show, and when you get the critique sheet back on your own quilt, sometimes you might say to yourself, “What DO judges want?”

National Quilting Association certified judges **Serena Vrnak and Marilyn Hardy** will be the speakers at our meeting and will answer precisely that question. Marilyn and Serena will be bringing several of their own quilts to use as examples and as “talking points” in the explanation of judging standards.

Judging is not just about checking for matching seams and technically correct bindings—it’s also about appreciating and understanding the maker’s artistic sensibilities and design decisions within the quilt.

Serena and Marilyn will try to dispel any fears that some quilters feel about entering a quilt for judging. Serena sees her role as judge as one of empowering quilt makers, and Marilyn always strives to be an encouragement to quilters.

They will also share some inside tips on how to make your quilt look its very best in a quilt show.

What DO judges look for? Come to the March meeting and find out.

February Show and Tell

Piecer	Quilter	Name of Quilt
1. Eileen O'Neal	Eileen O'Neal	Pineapple Blossom, Ohio Stars & Rails and Scrapy Crystal (all Bonnie Hunter patterns)
2. Colleen Connor	Colleen Connor	Make Your Point
3. Jackie Cleghorn	JaLonn Carter Stanley	Scrapy Blues
4. Linda Davis	N/A	Carolina Christmas (Bonnie's 2009 mystery)
5. Linda Davis	Linda Davis	Double Trouble (Bonnie's 2008 mystery)
6. Jeff Srader	unknown	family quilts by various family mbrs
7. Happy Johns	Happy Johns	Valentine flowers & St. Pat's flowers
8. Ethel Bradford	Ethel Bradford	Pineapple Blossom (Bonnie's pattern)
9. Rachel Cowley	Rachel Cowley	Unnamed
10. Rachel Cowley	Rachel Cowley	Barn raising, Winding Ways (Bonnie's)
11. Cathy Braunreiter	Cathy Baunreiter	PS I Love You Two
12. Teaa Lentz	Bonnie Sloan	Village Green
13. Teaa Lentz	Bonnie Sloan	Blooms All Over
14. JoAnne Sheppard	N/A	Hidden Spools, Strip Twist, variation on Bricks/Stepping Stones (Bonnie's pats)
15. Rosemary Dawes	Rosemary Dawes	Debra's a Survivor
16. Char Sadley	N/A	His Clothes-Still Covering Him (Bonnie's)
17. Dee Watts	Marilyn Kennedy	Violets, Brother's Quilt & Split Decision
18. Susan Holder	Susan Holder	3 baby quilts
19. Sherrill Pecere	Sherrill Pecere	OK Backroads, Strip Twist, Bricks & Stepping Stones, Pineapple Blossom, Basket Quilt (all Bonnie's patterns)



Workshop For April



Jackie Brown

I have been sewing since I was about eight years old. I was taught by my Grandmother who was a professional seamstress. When I was in my late 40's I discovered the world of quilting and it took me farther than I ever dreamed it would. I have been quilting for the public for about 6 years. I am an award winning quilting teacher and have become a designer of many long arm patterns.

Workshop -- Creative Machine Quilting

\$35.00 Student (Guild Members) and \$40.00 for non Guild Members

Must have at least 10 people signed up to hold the workshop. There is a limit of 15 people, so sign up as soon as possible.

Creative Machine Quilting is a great way to make those small projects come alive. I will be teaching you how to overcome the fear of creative machine quilting. We will start with a small project that will teach you the techniques you need. You will learn how to mark your fabric, follow the lines with your feed dogs down, small stippling, and some different background stitches.

TAQG—Texas Association of Quilt Guild www.texasassociationofquiltguilds.org

BCQG is a member of the Texas Association of Quilt Guilds (TAQG), represented by Sandra Hardin. TAQG has over 40 member guilds from all over north and central Texas. Guild representatives meet six times a year to discuss common issues, share a wealth of information, and have training sessions for guild officers.

Rally Day is the main annual event for TAQG guild members. All quilt guild members can attend (over 800 area quilters usually attend) to hear a national speaker and participate in workshops. There is a fee for the workshops but the speaker day is free. All you need for admission is your current guild membership card. This year the event will be Saturday, July 9, 2011 at Mimosa Lane Baptist Church in Mesquite. The guest speaker will be Terry Clothier Thompson (www.terrythompson.com). Go to the TAQG website and click on Rally Day (left column) for more information on the day's events and workshops.

You will receive a goodie bag at Rally Day. All the items are donated by the member guilds. BCQG is donating fat quarters again this year. Please remember to bring a Fat Quarter to a guild meeting in March, April, or May. These will be collected by Sandra Hardin. You only need to bring one.

Each member guild has been asked to donate at least two (2) mini quilts or other small items for the auction at Rally Day. Please let me know if you have an item to donate. If you are a quilter and would be willing to donate your time, I have some mini quilts that need to be quilted!

Rally Day pins and lunch tickets will be available at the March, April, and May meetings. Please make plans to attend and hear Terry Clothier Thompson. It will be a fun and enlightening day! And you may win a great prize! Contact: Sandra Hardin; skhardin@sbcglobal.net



Bonnie Hunter Cathedral Stars Workshop

Quilters who attended Bonnie Hunter's workshop in February learned to use her techniques to make half square triangles with the Easy Angle ruler and skinny points with the Tri Recs Tools. She demonstrated how she saved scraps of fabric by making 1½", 2", and 3½" strips with left over fabric as she cuts out quilt pieces. Bonnie stressed time saving ideas by strip piecing and many more ideas throughout the day. She encouraged everyone to complete at least four quilt blocks by the end of the class. Many quilters did complete four blocks and much more. Students had fun learning new quilting techniques, tips, making friends and of course just quilting.



Let Me Quilt It

Professional Longarm Quilting

Traci Richter – Keller, TX

817/648-8930

Email: TraciLRichter@aol.com

www.letmequiltit.com



Have quilt tops you need quilted, I would love to help.

Raffle Quilt

Our Raffle money is ready to be given away, so everyone, please be thinking of what charities you all would like our money to go to this year. Be prepared to speak about them at the April guild meeting. We will vote in April on the top one or two and split our money between them. I'll announce the exact amount at the meeting.

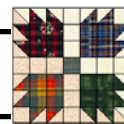
Shawn Frazier

Just One Star

Moda Fabrics is participating in a Quilts of Valor program that as of February, 2011 has awarded over 37,000 quilts to service members/veterans. Quilts of Valor is a non-profit organization and can be found at www.qovf.org The challenge is to make 100 quilts in 100 days for Quilts of Valor by Flag Day, June 14, 2011. They need 1800 star blocks to reach this goal. If you would like to help, use the instructions on the following page to make one or more star blocks using red or blue fabric for the star and a neutral fabric for the background. Sign each block with your name and state and give them to Sherrill Pecere at the March or April guild meeting. Sherrill will deliver them to Moda. Please don't trim the blocks to size, they will be trimmed before they go into a soldier's quilt. The instructions can also be found at www.unitednotions.com/LA_just_one_star.pdf. More information about Moda's involvement with the program can be found at <http://modafabrics.blogspot.com/2011/03/just-one-star.html>.

Sherrill Pecere

817-808-8836



Just One Star

can comfort a soldier

Fabric Requirements

1 – 10" square of medium red or blue for star

1 – fat eighth of light tonal for background

Cutting

Star Block:

from medium blue or red fabric, cut:

1–3½" x 3½" square

8–2" x 2" squares

Background:

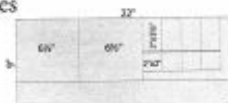
from light background cut:

2–6½" x 6½" squares

cut in half diagonally

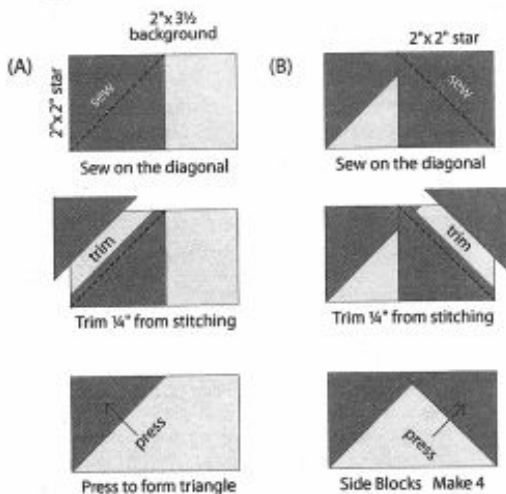
4–2" x 3½" rectangles

4–2" x 2" squares

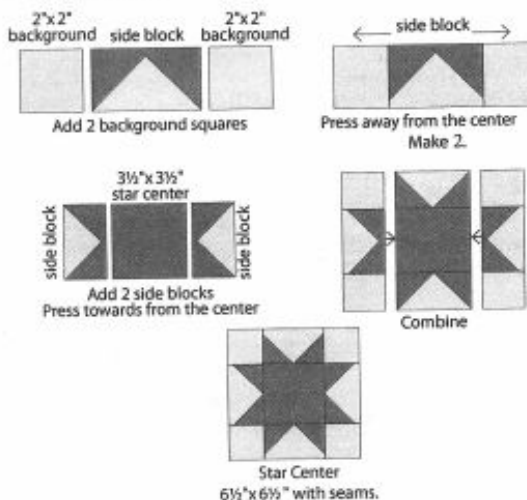


Construction

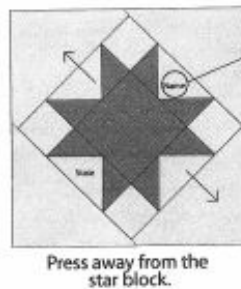
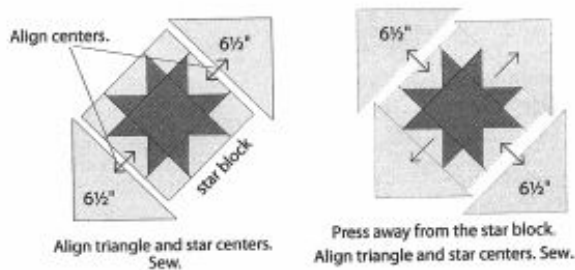
1. Draw diagonal lines of the back of 8–2" x 2" print squares for the star. (A) Layer one 2" square and 1–2" x 3½" background rectangle right sides together. See diagram for placement. Sew on the diagonal line. Trim the square ¼" from the sewn line then press to the corner to form a triangle. (B) Layer an additional 2" square on the same rectangle. See diagram for placement. Sew on the diagonal line. Trim the square ¼" from the sewn line then press to the corner to form a triangle. Repeat to make 4 side blocks.



2. Add 2–2" x 2" background squares the side blocks. Make 2. Sew 2 side blocks to 1–3½" x 3½" print to make the star center. Combine all the units to make the star center.



- 3 Add 2–6½" background triangles to the sides of the star block. Press away from the star. The triangles are oversized. Finger press the triangle and the star block in half to find their centers. Align the centers when sewing together. Add another 2–6½" background triangles. Press away from the star.



moda



Bear Creek Quilt Guild Minutes

Bear Creek Quilt Guild Meeting Minutes

Feb 15, 2011, United Methodist Church, Keller Texas
The meeting was called to order at 7:02 pm by President Michelle Lewis.

A motion was made by Charna Gray and seconded by Colleen Hodges to accept the January 2011 guild meeting minutes. The motion carried.

Treasurers Report / Dana Robbins - TAQG dues were paid this month and we took in money for the March retreat so our net income was \$2261.

Audit Committee / Maureen Ciemian – The 2010 financial records are in order.

Membership / Twana Grisham – We had 85 members in attendance, 18 visitors, and new member – Vivian Roy.

Programs / Charna Gray – March program will be 2 quilt show judges speaking about what judges look for.

Workshops / Yvonne Hylander - Bonnie Hunter workshop will be Wednesday, 9am to 4pm at the Hallelujah House. There are still 2 openings. Next workshop is in April, Jackie Brown Machine quilting.

Special Projects / Dee Watts – The Spring Fat quarter swap has been extended through March.

Community Service/ Eileen Drennan - We received 44 quilts, 20 pillows, 29 hats and 4 larger quilts for the battered woman's shelter. Kits for baby quilts are available.

Door Prizes/ Lynn Horvat - She needs an assistant and

Darlene Ward volunteered.

Block Party Bee / Linda Davis – This new bee group welcomes anyone interested in swapping blocks. Please see her or Michelle Lewis.

Raffle Quilt /Shawn Frazier – The raffle quilt brought in \$2845 and involved 262.5 volunteer hours.

Raffle Quilt Drawing – All of the entries were placed in a large tub and our guest speaker, Bonnie Hunter, pulled the winning ticket. Charna Gray was the winner of the 2010 raffle quilt.

Quilt show/ Shawn Frazier – Needs committees chairs for Demos, Door Prizes, Set Up and Take Down, Layout, Publicity, and needs help with website and computer graphics.

The contract will be signed soon.

Lisa from Moda told us about a new Quilts of Valor program sponsored by Moda. Handouts were given and more will be out in March.

Michelle Lewis read two thank cards and an email from ASAP thanking us for their Christmas gifts and donations. Michelle Lewis let the guild know Mary Davidson passed away and the service will be held on Saturday.

The meeting was adjourned at 7:28 pm

Show and Tell was hosted by Kathy Smith and the program tonight was presented by Bonnie Hunter who spoke about her Scrap Users System.

Respectfully submitted, Linda Davis, Secretary

Win a Bear Paw Quilt!

Our guild is turning “20” this year. In Honor of that we are going to make and give away a Bear Paw Quilt! All you have to do is make a Bear Paw block and you could win the entire quilt. The drawing for the quilt will be held in July at our “20th” Anniversary Party. For every 6 inch (6 ½ inch unfinished) block you turn in, your name goes in the drawing. The deadline to turn in your block or blocks is May 17th at our guild meeting.

Rules: Colors should be a cream background and the main block and claws should be in fall colors.

Your block should be 6 ½ inches unfinished and you can use the guidelines on the last page of the guild directory.

Kayleen Allen has volunteered to put the blocks together and quilt it.

If you have any questions, please let me know.

Happy Quilting,
Michelle Lewis



Quilt Show 2012

As your new Quilt Show Chairman, I picked the theme of **“Quilts Across America, Binding Us Together”** for our 2012 show because I believe that everyone knows someone who quilts.

I believe if you were to stop and ask any person you meet, “Do you know anyone who quilts?”, they would say, “Yes” and then proceed to tell you who it is. It could be their grandmother, sister, aunt or someone else in their family tree. It might be their neighbor, co-worker, or friend. Everyone knows someone who quilts, hence “Quilts Across America”.

The Chairman’s Choice quilt challenge for the 2012 show is to make a quilt that represents a specific state in America. That’s 50 quilts or 51 if someone wants to choose Washington DC. This is a big Chairman’s Choice challenge! Here are the rules:

1. The maximum size is 40”X40”.
2. The shape of your quilt does not have to be a square or a rectangle. It can be any shape you choose as long as it does not exceed 40” x 40”.

3. It can be made by an individual or a group.
4. You can use any symbol that YOU think represents your particular state. It could be the flower, the bird, the song, the tree, the motto, or even the most prominent sports team, theme park or major landmark in that State, (i.e. Mount Rushmore, Statue of Liberty, Disney World or the Nebraska Cornhuskers).

Use your imagination! I want to see all the creativity we have in this Guild and I know there is a lot of that! If you need ideas, I found a bunch of state information on the website:

www.50states.com. Enjoy doing some research and then we will all be smarter for learning about our beautiful 50 States! These are the states that still have no one to represent them as of Jan 25th.

Please don’t leave them out in the cold.

AL, CT, DE, LA, MD, MS, NJ, NC, ND, RI, SC, SD,
VT, VA, WV, DC

I hope you’re as excited about this Chairman’s Choice quilt challenge as I am!

Shawn Frazier
QS Chairman 2012

Quilt Shows and Activities

“Plantation Quilting Guild – Quilt Show”

March 4 & 5, 2011
Lake Jackson Civic Center
Lake Jackson, TX

“Dallas Quilt Celebration”

March 11-13, 2011
Quilter’s Guild of Dallas
Dallas Market Hall
2200 Stemmons Frwy
www.quiltersguildofdallas.org

“Spring– A Time For New Beginnings”

30th Annual Azalea Quilt Show
March 25—26, 2011
Quilters Guild of East Texas
Harvey Convention Center
2000 W Front St (Hwy 31 W). Tyler TX
www.qgetx.org

“Quilt Across Texas”

Texas Statewide Quilt Shop Hop
September 1-30, 2011
www.quiltacrosstexas.com 800-841-3901



Members in the News

If your quilt has made news recently, send a picture of you and the quilt to ekoneal@sbcglobal.net

Bee News

If you have an activity or picture for "Bee News", send to Teresa Bristow at TPBristow@verizon.net
Phone 817-488-8864

NEWSLETTER

Deadline for the newsletter is
the 25th of the month.

Please send all articles worded as you would like them printed to Eileen O'Neal,
ekoneal@sbcglobal.net

ADVERTISEMENT RATES

Advertisements may be submitted electronically or by camera-ready art on or before the 25th of each month. Advertisements must be paid in advance. If you are interested, please contact me via phone, email or mail.

Eileen O'Neal
7316 Whitfield Ct.
NRH, TX 76180
817-281-0032 (home) 281-726-7687 (mobile)
ekoneal@sbcglobal.net

Size	1 month	3 months	6 months
Business Card	\$ 7.00	\$ 20.00	\$ 40.00
1/4 page	14.00	40.00	80.00
1/2 page	28.00	80.00	160.00

BCQG OFFICERS

President	Michelle Lewis	817-741-5792
1 st Vice President	Charna Gray	817-318-8229
2 nd Vice President	Shawn Frazier	817-909-2161
Secretary	Linda Davis	817-488-5325
Treasurer	Dana Robbins	817-431-6219

COMMITTEE CHAIRS

Beekeeper	Teresa Bristow	817-488-8864
Care Bears	Eileen Drennan	817-416-7145
	Ima Ruth Jacoby	817-283-7816
Community Service	Kayleen Allen	817-481-0059
Door Prizes	Lynn Horvat	817-988-9888
E-Mail Notices	Lucy Suggs	817-379-1209
Historian	Roberta Snedeen	817-283-0555
	Mary Hawkins	817-283-0555
Hospitality	Open	
Librarian	Linda Anderson	817-329-3228
	Kathy Popik	682-831-9383
Magazines	Cheryl Kiggins	817-431-3494
Membership	Peggy Burrell	901-210-4690
	Twana Grisham	817-428-5932
New Member Liaison	Rachel Cowley	817-431-4555
Newsletter	Eileen O'Neal	817-281-0032
Outings	Bonnie Miller	817-431-8734
Property	Linn Jencopale	817-431-9674
Publicity	Ana Cannon	817-378-4938
Show & Tell	Sherrill Pecere	817-741-4470
	Kathy Smith	817-514-7331
Special Projects	Dee Watts	817-656-7442
TAQG	Sandra Hardin	817-485-7869
Telephone	Teaa Lentz	817-282-8772
Web Mistress	Dot Lang	940-627-2440
Workshops	Yvonne Hylander	956-571-0747
	Nance Elmore	972-853-8932
2011 Raffle Quilt	Judy Shearer	817-741-5090
2011 Raffle Ticket Sales	Rosalee Weiler	817-488-9624

OTHER QUILT SHOWS and ACTIVITIES

“Wild About Quilts”

April 8-9, 2011

Extraco Events Center, General Exhibit Bldg.

4601 Bosque Blvd.

Waco, TX

www.homespunquiltguild.com

“Quilt Round Up Texas Style”

April 15—16, 2011

Kingwood Area Quilt Guild

Humble Civic Center

8233 Will Clayton Pkwy, Humble TX

www.KingwoodAreaQuiltGuild.com

“Floral Fantasy”

May 6-7, 2011

Bob Duncan Community Center

Arlington, TX

10:00 am to 5:00 pm

www.qgoa.org

“TAQG Rally Day”

Free to all BCQG Members

July 9, 2011

Mimosa Lane Baptist Church

1233 Belt Line Rd

Mesquite, TX

9:00 am to 3:00 pm

www.texasassociationofquiltguilds.org

Bear Creek Quilt Guild

PO Box 1322

Keller, TX 76244-1322

www.bearcreekquiltguild.org

Secret Words:

crazy quilt